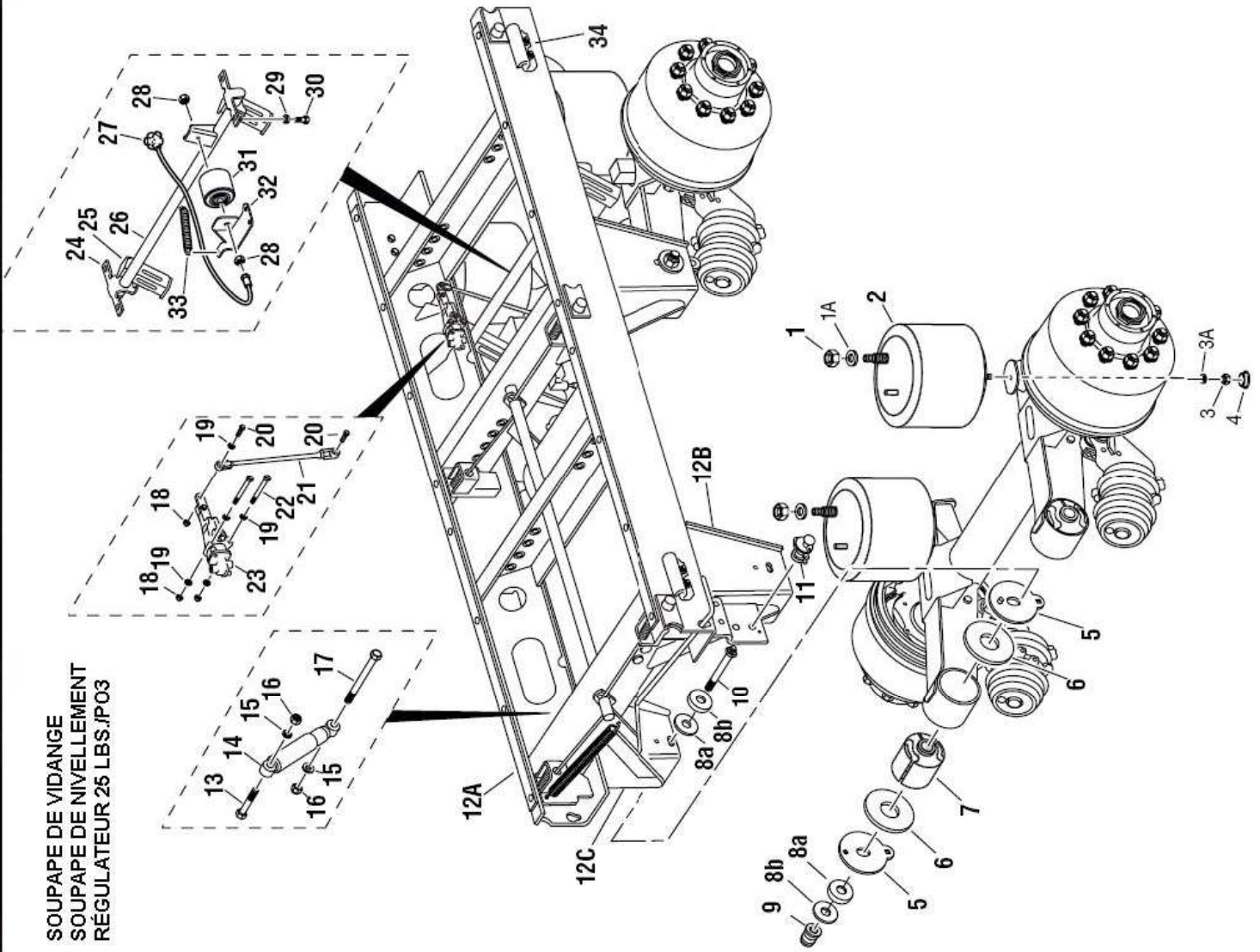


SUSPENSION

DANA - RS-20



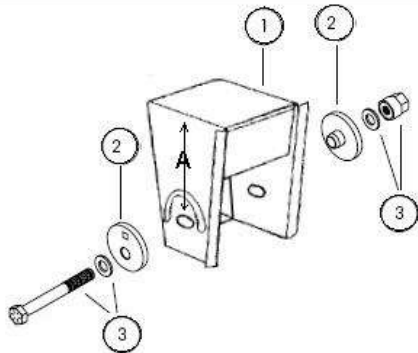
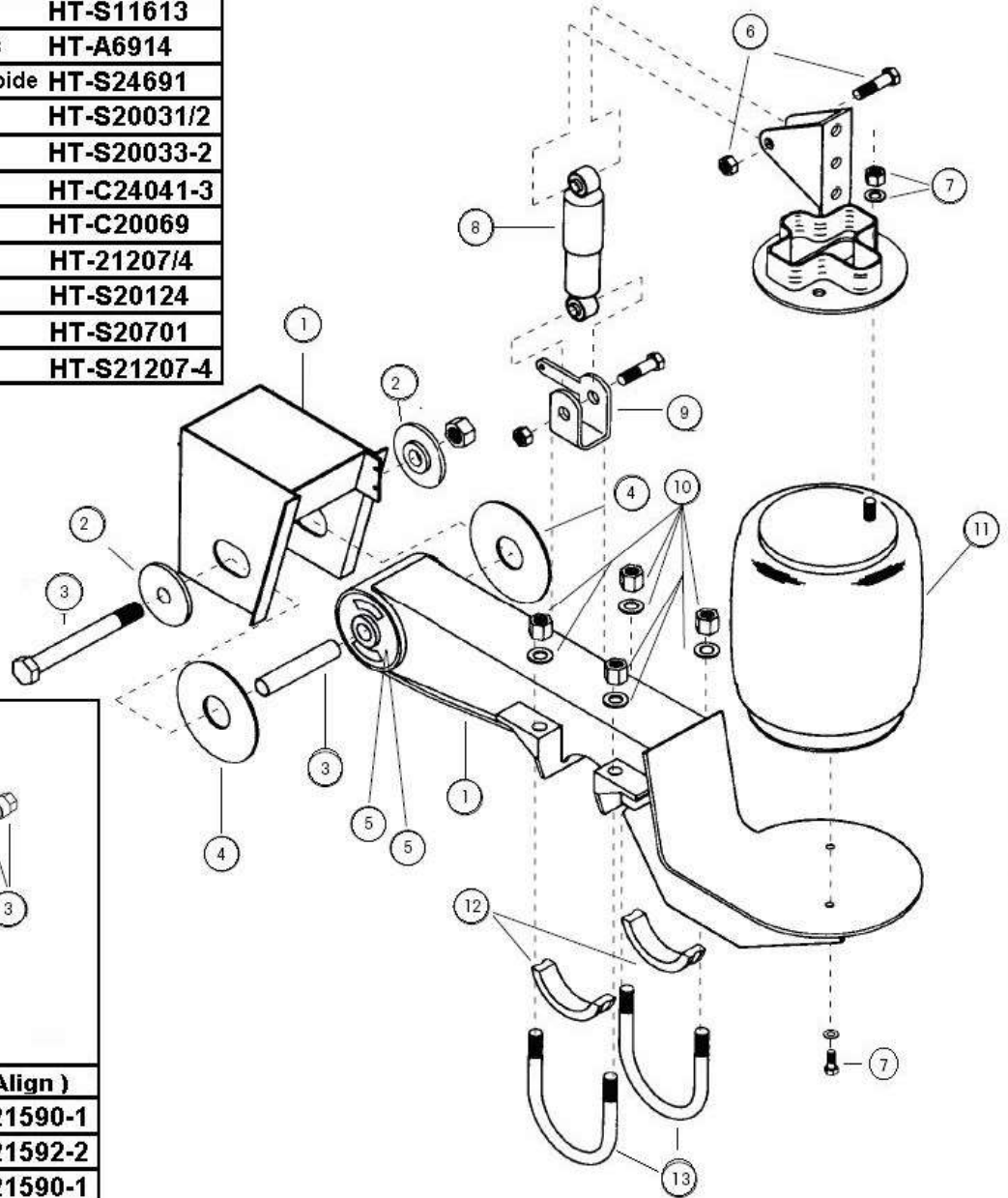
SOUPAPE DE VIDANGE
SOUPAPE DE NIVELLEMENT
RÉGULATEUR 25 LBS./PO3

1	ÉCROU	DA-SR1HN306
1A	RONDELLE	DA-500358 17
2	BALLON	DA-SR1VA101 1
3	ÉCROU	DA-SR1HN305
3A	RONDELLE AUTO-BLOQUANTE	DA-500357 13
4	BOUCHON	DA-SR1HF100
5	RONDELLE	DA-SR1HS100
6	RONDELLE D'ESPACEMENT	DA-SR1HS105
7	COUSSINET	DA-SR1HD100-2
8A	RONDELLE PLATE 3-3/8" DIAM.EXT.	DA-SR1HN304
8B	RONDELLE PLATE 2-1/4" DIAM.EXT.	DA-SR1HN301
9	ÉCROU AUTO-BLOQUANT	DA-SR1HN302
10	BOULON	DA-SR1HM100
11	SOUPAPE DE VIDANGE	DA-SR1PS102
12	CHARIOT	DA-SR1VK200 3/4
13	BOULON	DA-M10HM303
14	AMORTISSEUR	DA-SR1VJ100
15	RONDELLE PLATE	DA-M10HN301
16	ÉCROU	DA-M10HN300
17	BOULON	DA-M10HM301
18	ÉCROU	DA-500608-1
19	RONDELLE	DA-500365-19
20	BOULON	DA-SHEAS229-1
21	ARTICULATION	DA-SR1QT100-1 2/3
22	BOULON	DA-500396-23
23	SOUPAPE DE NIVELLEMENT	DA-SR1PS100
24	SUPPORT	DA-SR1CK201
25	PALETTE	
26	SUPPORT DE BUTÉE TEMPORAIRE	DA-SR1DK100
27	RÉGULATEUR 25 LBS./PO3	DA-SR1PS105
28	ÉCROU	DA-500353-8
29	RONDELLE	DA-TBD
30	BOULON	DA-500412-12
31	BALLON	DA-SR1VA103-1
32	SUPPORT DE BASE	DA-SR1CK202
33	RESSORT	DA-SR1WJ100
34	GUIDE	DA-SR1CK107

SUSPENSION

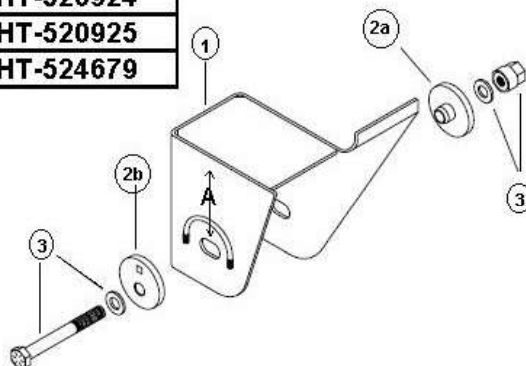
HENDRICKSON - HT250T

1A	Support GA	HT-C20064-1
1B	Support DR	HT-C20064-2
1C	Support GA	HT-C20064-1
1D	Support DR	HT-C20065-2
2	Rondelle	HT-S2770
3	Ensemble boulon / manchon	HT-S3646
4	Plaque d'usure	HT-S11613
5A	Ensemble coussinets réguliers	HT-A6914
5B	Ens. coussinets alignement rapide	HT-S24691
6	Ensemble boulons / écrous	HT-S20031/2
7	Ensemble boulons / écrous	HT-S20033-2
8	Amortisseur	HT-C24041-3
9	Support d'amortisseur	HT-C20069
10	Ens. boulons / rondelles	HT-21207/4
11	Soufflet	HT-S20124
12	Cale d'espacement	HT-S20701
13	Ens. boulon en U	HT-S21207-4



SUPPORT SANS AILE (Quick - Align)

1	Support gauche (*) (**)	HT-D21590-1
	Support gauche (***) (****)	HT-D21592-2
	Support droit (*) (**)	HT-D21590-1
	Support droit (***) (****)	HT-D21592-2
2a	Rondelle	HT-520924
2b	Rondelle	HT-520925
3	Ens. boulon / manchon	HT-524679



Hauteur de suspension "A" dim.

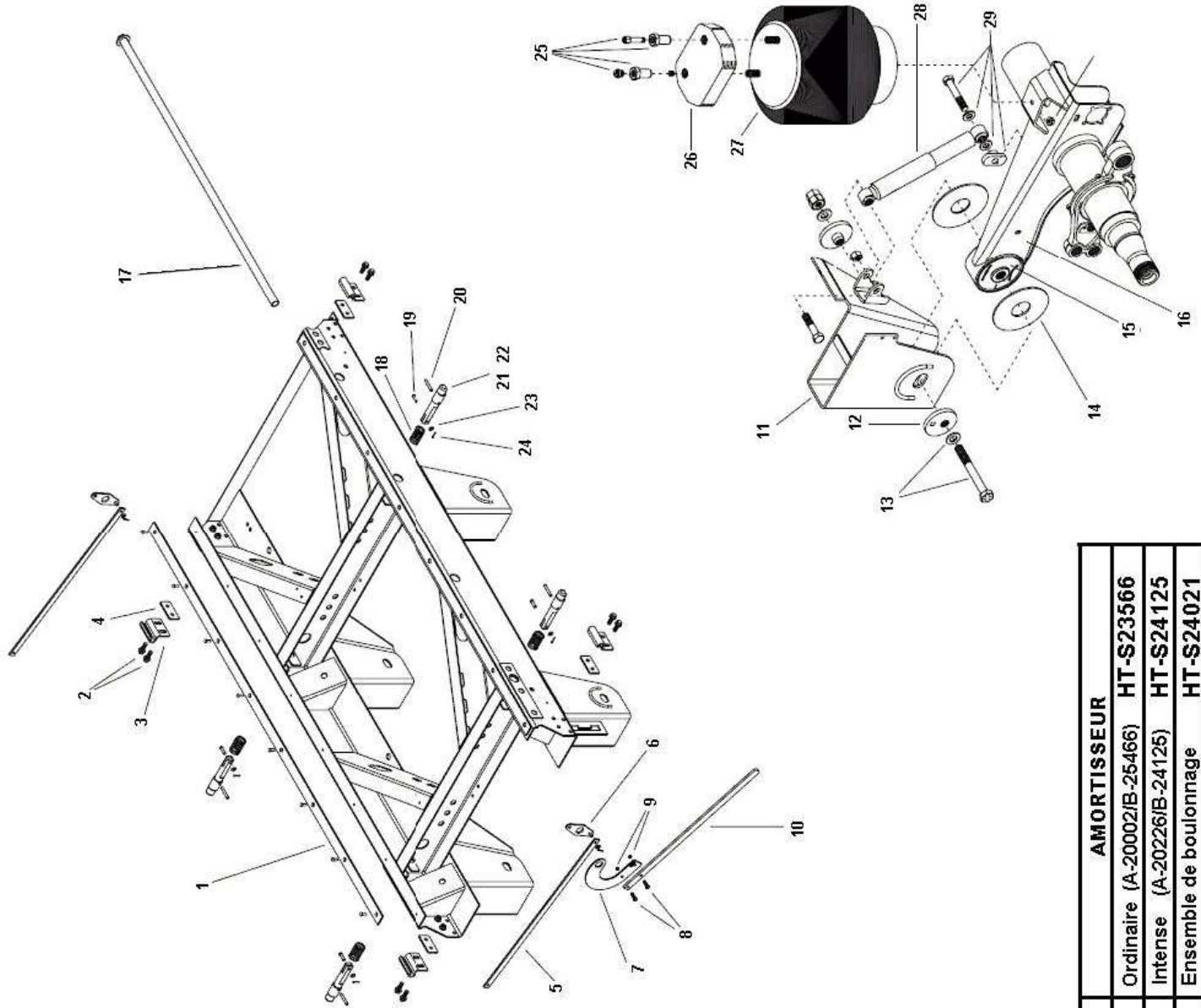
14" (*)	8"	16" (***)	10"
15" (**)	8"	17" (****)	10"

SUPPORT AILÉ (Quick - Align)

1	Support gauche (*) (**)	HT-D21179-1
	Support gauche (***) (****)	HT-D21179-2
	Support droit (*) (**)	HT-D21165-1
	Support droit (***) (****)	HT-D21165-2
2a	Rondelle	HT-520924
2b	Rondelle	HT-520925
3	Ensemble boulon / manchon	HT-524679

SUSPENSION

HENDRICKSON - HKA200/250



1	Bande d'usure avec vis	HT-S14342-3			
2	Boulon 1/2" (13 x 1-1/2" GR8)	HT-SA6900-2			
3	Guide chariot nouveau 2"	HT-B22366			
4A	Cale d'espacement 1-1/2"	HT-A21282			
4B	Cale d'espacement 2"	HT-A22367			
5A	Articulation chariot 42"	HT-B21280-1			
5B	Articulation chariot 48"	HT-B21280-2			
6	Plaque de pivot	HT-B23149			
7	Montant de poignée	HT-C21275			
8	Boulon 3/8" (16 x 1-1/4" GR5)	HT-SA1100-10			
9	Écrou 3/8" (16)	HT-SA9000-5			
10	Poignée	HT-B21505			
11	Support du pivot				
12a	Rondelle d'alignement (décentrée)	HT-S20925			
12b	Rondelle d'alignement (centrée)	HT-S20924			
13	Ens. boulons de pivot	HT-S21052			
14	Plaque d'usure				
15	Ens. coussinets de pivot	HT-S21166			
16	Essieu & bras de suspension				
17	Axe du pivot	HT-B21433			
18	Ressort de rappel	HT-B23565			
19	Goupille 3/8" x 1-3/8"	HT-SA5200-6			
20	Goupille fendue 3/8" x 2-1/2"	HT-SA8100-4			
21	Axe de blocage 1-3/8" dia.	HT-B21456			
22	Axe de blocage 1-5/8" dia.	HT-B21431			
23	Rondelle plate 3/8" dia.	HT-SA1500-2			
24	Clavette 3/32" x 1"	HT-SA1700-2			
25	ENSEMBLE DE MONTAGE BALLONS				
	Sans cale - hauteur 16"	HT-S22619/2			
	Cale 1-1/8" - hauteur 17"	HT-S22630/2			
	Cale 1-7/8" - hauteur 18"	HT-S22631/2			
	Cale 3-1/8" - hauteur 19"	HT-S22632/2			
26	CALE DE HAUTEUR				
	1-1/8" épais - hauteur 17"	HT-B22510-1			
	1-7/8" épais - hauteur 18"	HT-B22510-2			
	3-1/8" épais - hauteur 19"	HT-B22510-3			
27	BALLON				
	HKA 200 (FS-8708)	HT-S21966			
	HKA 250 (FS-8091)	HT-S21784			
			28	AMORTISSEUR	
				Ordinaire (A-20002/B-25466)	HT-S23566
				Intense (A-20226/B-24126)	HT-S24125
			29	Ensemble de boulonnage	HT-S24021

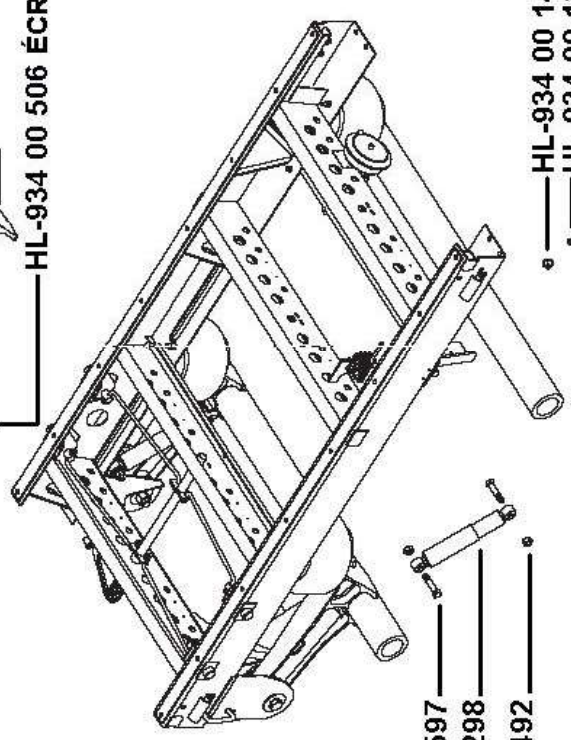
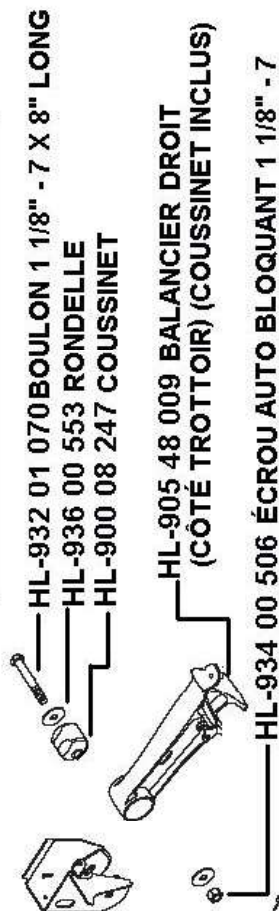
SUSPENSION

HOLLAND- CB400

PIÈCES DE RECHANGE DEVRAIENT
ÊTRE ACHETÉES EN ENSEMBLE
SEULEMENT: SRK-530 *

LA CALE D'ESPACEMENT EST SEULEMENT
EMPLOYÉE POUR DES HAUTEURS
DE 16.5" ET 17.00" **

HL-905 21 742
SUPPORT (ALIGNEMENT SOUDÉ)



BOULON 3/4" - 10 X 3.50", GRADE 5 HL-930 03 597

AMORTISSEUR HL-900 45 298

ÉCROU AUTO BLOQUANT 3/4" - 10 HL-934 00 492

HL-905 21 743
SUPPORT (ALIGNEMENT NON-SOUDÉ)

BOULON 1/2" - 13 X 1 1/4" HL-930 02 903

ENSEMBLE TIGE HL-905 48 007

FILETÉE & PLAQUE

CHAPE D'ALIGNEMENT HL-900 45 491

PLAQUE D'ALIGNEMENT HL-905 31 339

ÉCROU AUTO BLOQUANT 1 1/8" - 7 HL-934 00 506 *

RONDELLE HL-936 00 553 *

COUSSINET HL-900 08 247 *

RONDELLE HL-936 00 553 *

BOULON 1 1/8" - 7 X 8" LONG, GRADE 8 HL-932 01 070 *

BALANCIER GAUCHE (CÔTÉ ROUTE) HL-905 48 008

- HL-934 00 149 ÉCROU 3/4" - 16
- HL-934 00 136 ÉCROU 1/2" - 13
- HL-936 00 077 RONDELLE 3/4"
- HL-936 00 072 RONDELLE 1/2"
- HL-905 57 306 BALLON



HL-900 36 257
** CALE D'ESPACEMENT

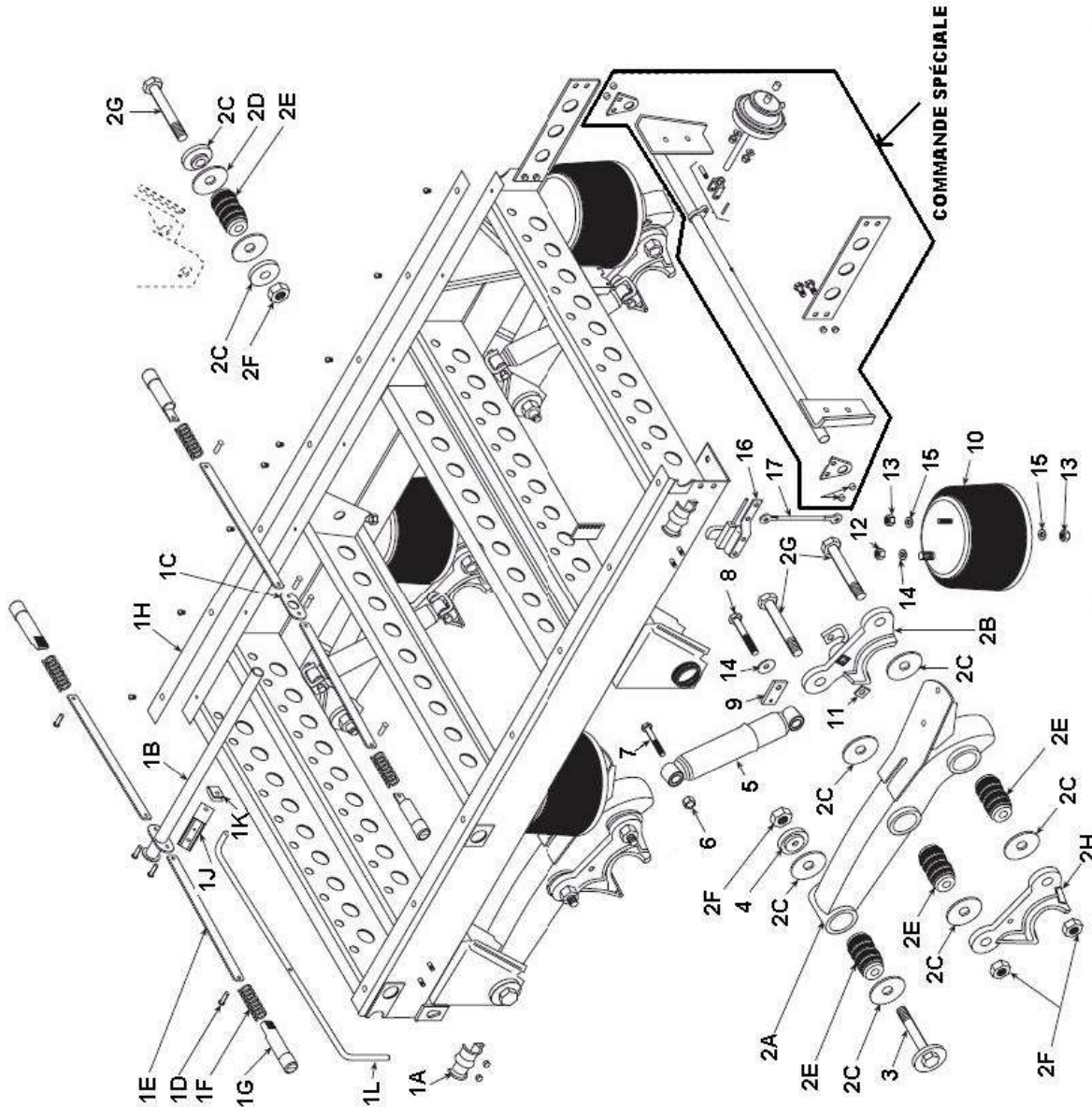
HL-900 36 258

• HL-936 00 072 RONDELLE 1/2"

• HL-934 00 136 ÉCROU 1/2" - 13

SUSPENSION

NEWAY - NS190-16 NS-190-16.5 NS-190-17 NS-190-18



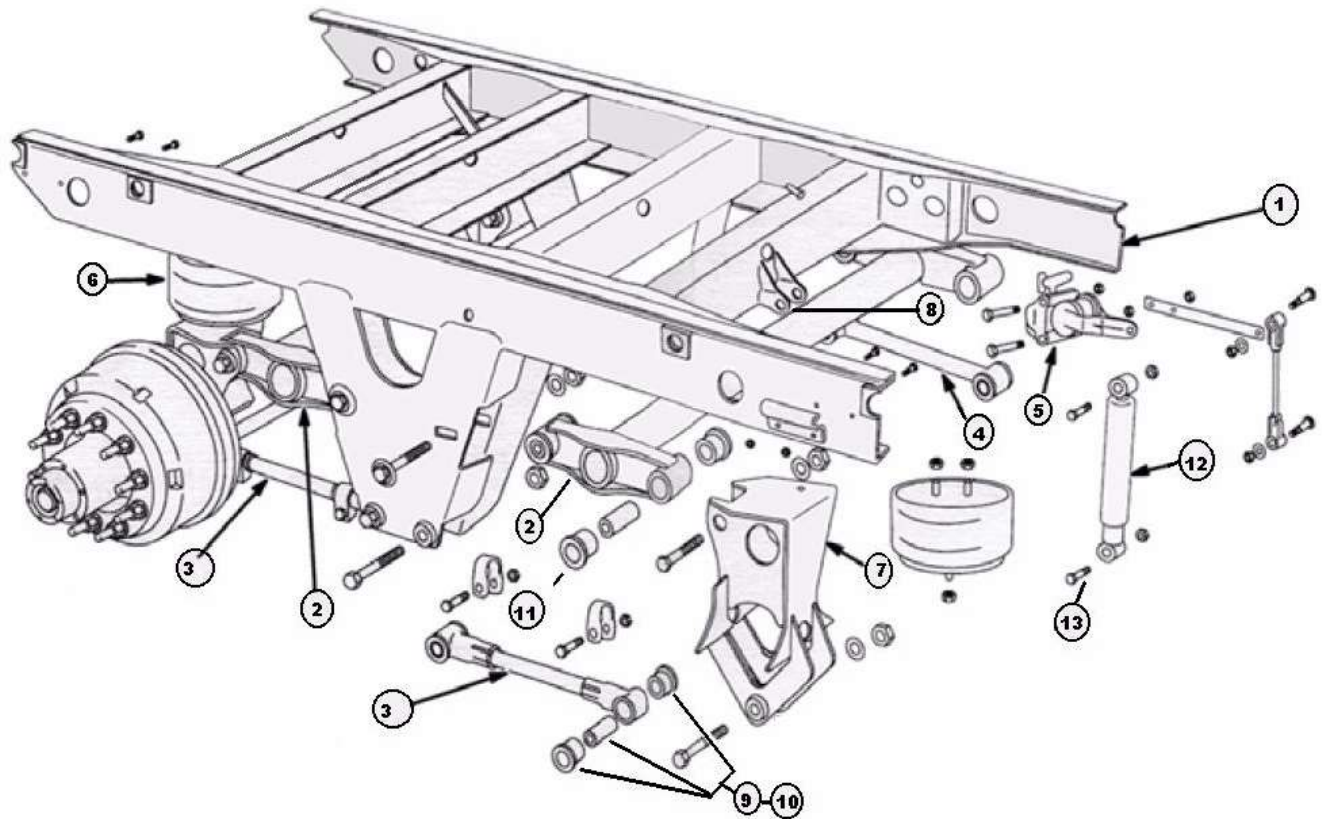
Les supports de montage, longerons et traverses ne peuvent être remplacés lorsqu'ils sont endommagés. Dans ce cas, un nouvel assemblage sera recommandé. Pour identifier la hauteur d'opération, trouvez la plaque d'identification située sur le support de montage arrière ou la traverse.
Ex: NS190-4316 les deux derniers caractères indiquent une hauteur d'opération de 16 pouces.

	HAUTEUR D'OPÉRATION	HAUTEUR DU SUPPORT
NS 190-16	() 16"	9-1/4"
NS 190-16.5	() 16.5"	9-1/4"
NS 190-17	() 17"	10-1/4"
NS 190-18	() 18"	10-1/4"

1A	Guide de glissière	NE-90045301
1B	Arbre 28-1/2"	NE-90038413
1C	Came	NE-90045302
1D	Rivet	NE-90034145
1E	Charpente 42"	NE-90034147
1F	Charpente 48"	NE-90034146
1G	Ressort	NE-90057092
1H	Tige de blocage	NE-90045303
1I	Bande de glissement	NE-90034133
1J	Attache	NE-90045305
1K	Manivelle	NE-90045306
1L	Poignée	NE-90045307
2A	Bras avec coussinet - gauche	NE-90516816
2B	Bras avec coussinet - droit	NE-90516817
2C	Raccord de montage - gauche	NE-90501350
2D	Raccord de montage - droit	NE-90501351
2E	Rondelle d'alignement	NE-90008198
2F	Rondelle plate	NE-90036217
2G	Coussinet	NE-90008149
2H	Écrou	NE-93400506
3	Boulon 1-1/8" x 8-1/2"	NE-93201051
4	Raccord de montage - gauche	NE-90001215
5	Raccord de montage - droit	NE-90001216
6	Boulon d'alignement	NE-90508009
7	Rondelle d'alignement	NE-90008186
8	Amortisseur ()	NE-90044162
9	Amortisseur ()	NE-90045040
10	Amortisseur ()	NE-90045054
11	Écrou	NE-94300492
12	Boulon amortisseur 10 x 3.5	NE-93003633
13	Boulon amortisseur 10 x 5	NE-93003597
14	Support de charpente	NE-90054814
15	Soufflet ()	NE-90557223
16	Soufflet ()	NE-90557225
17	Soufflet ()	NE-90557159
18	Écrou carré	NE-93400367
19	Boulon amortisseur	NE-93400149
20	Boulon amortisseur	NE-93400136
21	Rondelle	NE-93600077
22	Rondelle de nivellement	NE-93600072
23	Soupape de contrôle de poids	NE-90054007
24	Articulation	NE-48100225

SUSPENSION

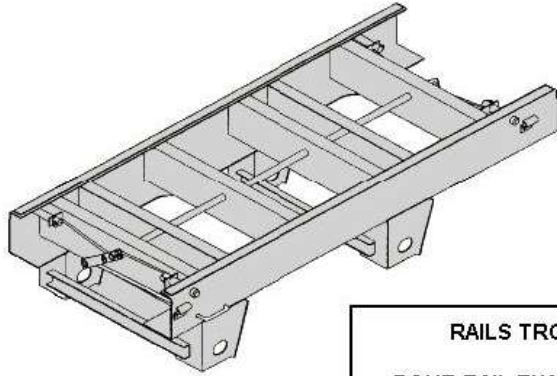
MERITOR - RHP 11



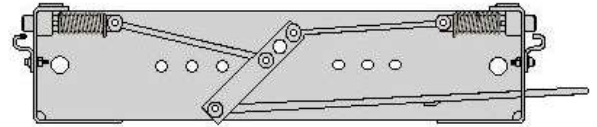
1	Chariot	RW-A-7420-E-1045
2	Balancier	RW-KIT 11305
3	Jambe de force ajustable	RW-A1-313348345
4	Jambe de force non-ajustable	RW-A3133G8249
5a	Soupape de nivellement	43-6-070
5b	Articulation	43-4-070
6	Soufflet	FS-8729
7	Siège d'essieu, sus. 16 1/2" haut	RW-KIT 11331
	Siège d'essieu, sus. 17 1/2" haut	RW-KIT 11327
	Siège d'essieu, sus. 18 1/2" haut	RW-KIT 11328
8	Ancrage supérieur amortisseur, sus. 16 1/2" haut	RW-M312520
	Ancrage supérieur amortisseur, sus. 18 1/2" haut	RW-M312521
	Ancrage inférieur amortisseur, sus, (non illustré)	RW-M312508
9	Ensemble boulons, coussinets, jambe de force, 1 côté	RW-KIT 11102
10	Ensemble boulons seulement, jambe de force, 1 côté	RW-KIT 11107
11	Ensemble coussinets balancier	RW-KIT 11300
12	Amortisseur	GB-85919
13	Ensemble boulons d'amortisseur	RW-KIT 11103

SUSPENSION

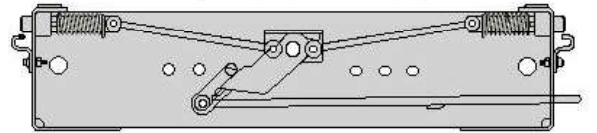
CHARIOT HENDRICKSON Type HS



STYLE HENDRICKSON



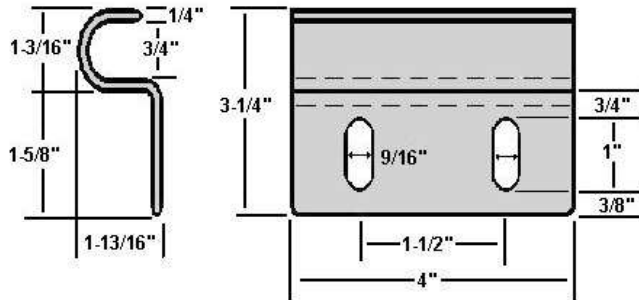
STYLE BINKLEY



RAILS TROUÉS 6" CC

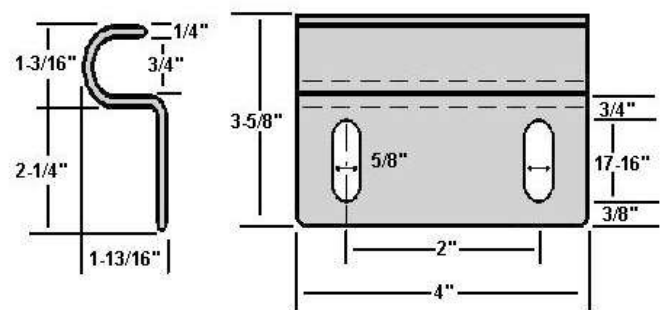
POUR RAIL EXACT FOURNIR LE # DE SÉRIE DU FABRICANT DE LA REMORQUE OU SI POSSIBLE LE # DE SÉRIE DE LA SUSPENSION

CLIP 1-1/2"



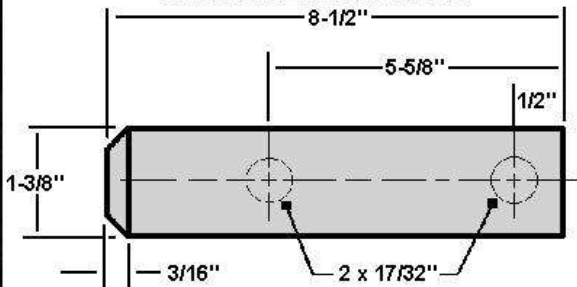
HT-S14108

CLIP 2"



HT-S22366

TIGE DE VERROUILLAGE

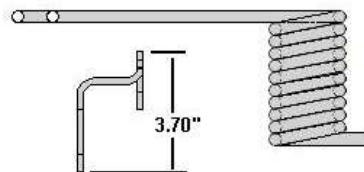
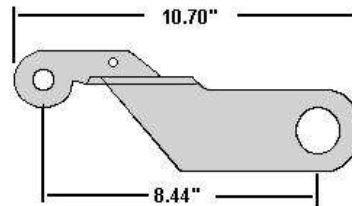


HT-S14104

RESSORT DE TIGE DE VERROUILLAGE



HT-S14102




SLOR1277-1

SL0019

BARRE DE POSITIONNEMENT



BARRE DE POSITIONNEMENT



HT-S14131-2 cadre 42"

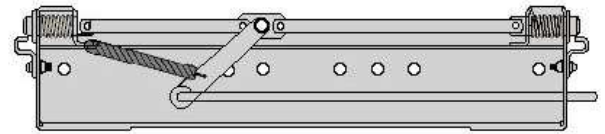
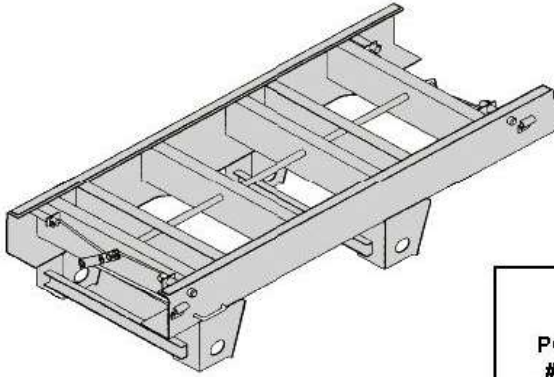
HT-S14131-8 cadre 48" 53-1/4"

HT-S14131-8 cadre 48" 53-1/4"

SUSPENSION

CHARIOT HENDRICKSON Type HS - HUTCHENS

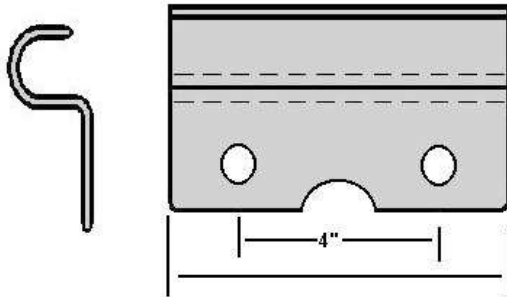
STYLE HUTCHENS



RAILS TROUÉS 6" CC

POUR RAIL EXACT FOURNIR LE
DE SÉRIE DU FABRICANT DE
LA REMORQUE OU SI POSSIBLE
LE # DE SÉRIE DE LA SUSPENSION

GUIDE DE CHARIOT



HU-12715-01

RESSORT DE RAPPEL




HU-8018-02

RESSORT DE TIGE
DE VERROUILLAGE



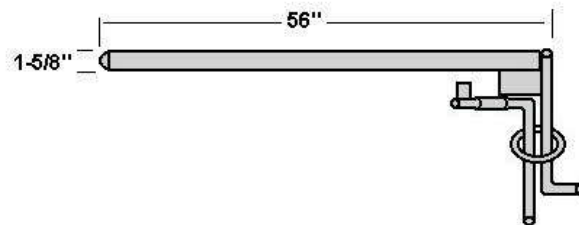
HU-12779-01

BARRE DE POSITIONNEMENT

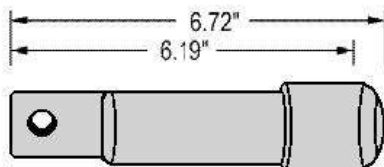


HT-S21477-4

BARRE DE POSITIONNEMENT



TIGE DE VERROUILLAGE



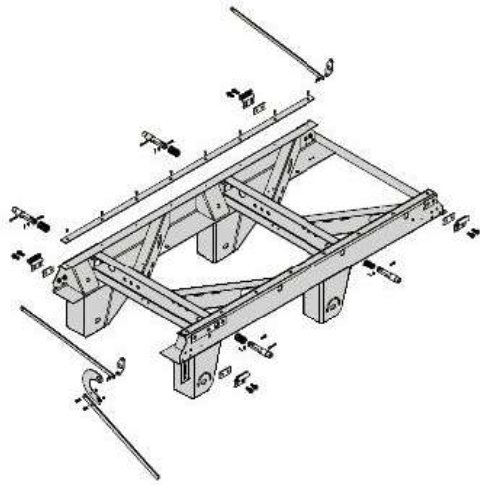
HU-12716-01

4001-0-438

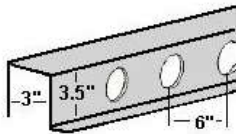
MANAC

SUSPENSION

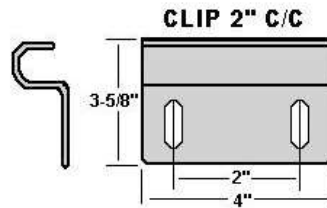
CHARIOT HENDRICKSON Type K-2



STYLE BINKLEY
RAIL TROUÉ 6" C.C.

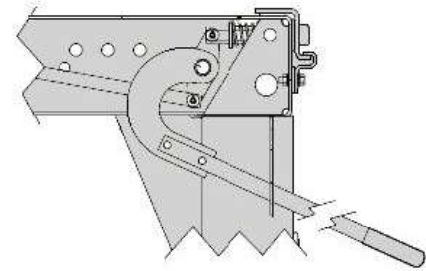


BK-SL0853-XX	dia. trous 1-1/2"
BK-SL0A1203-XX	dia. trous 1-1/2"

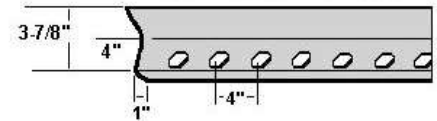


CLIP 2" C/C
HT-S22366

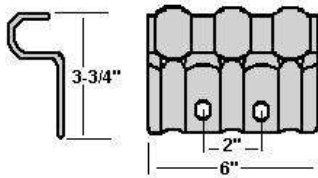
ACTION MANUELLE



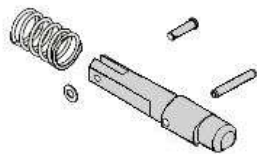
STYLE HUTCH
RAIL TROUÉ 4" C.C.



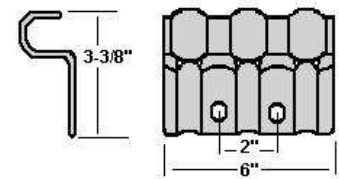
HU-12713-XX	dia. trous 1-13/16"
HU-16816-XX	dia. trous 1-13/16"



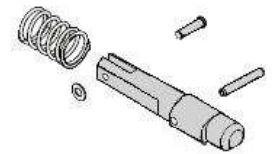
CLIP 2" C/C
HT-S24460



HT-B28930	Ressort	
HT-S28290	Axe	

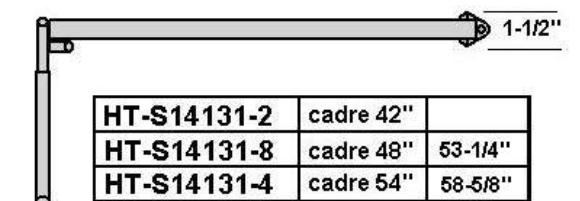


CLIP 2" C/C
HT-S24459

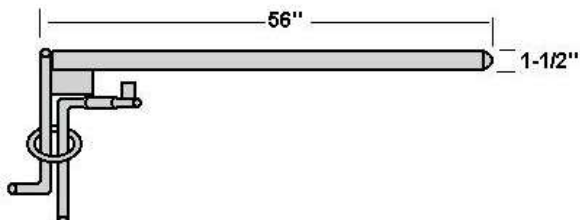


HT-B28930	Ressort	
HT-S28289	Axe	

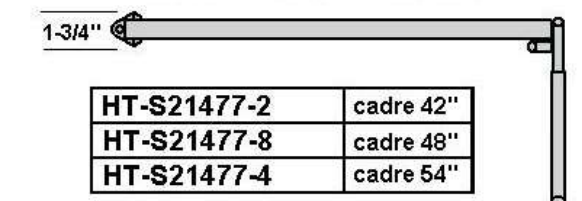
BARRE DE POSITIONNEMENT



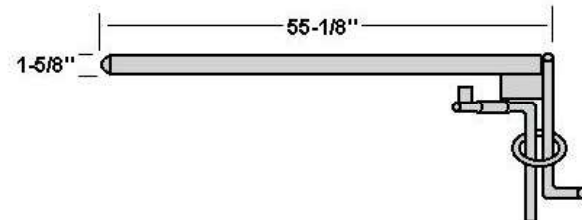
HT-S14131-2	cadre 42"	
HT-S14131-8	cadre 48"	53-1/4"
HT-S14131-4	cadre 54"	58-5/8"



BARRE DE POSITIONNEMENT



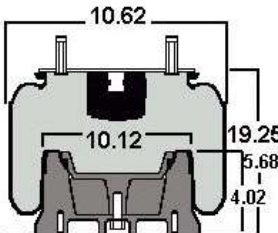
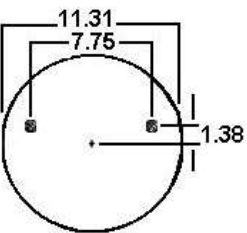
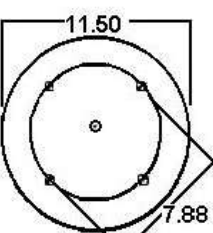
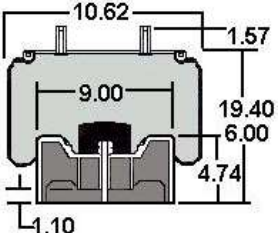
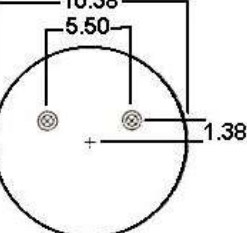
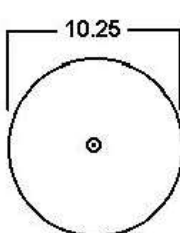
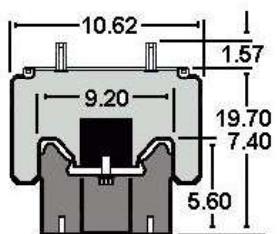
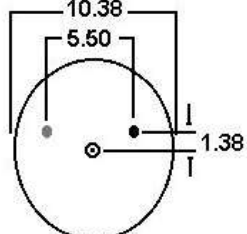
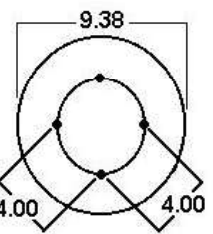
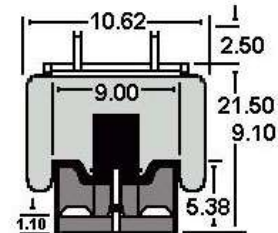
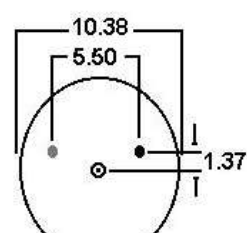
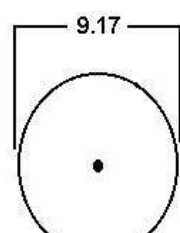
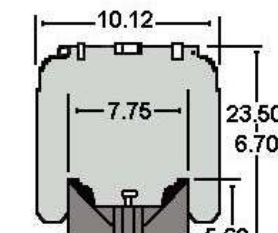
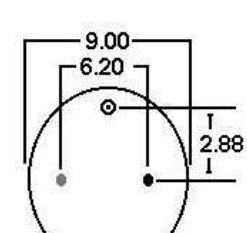
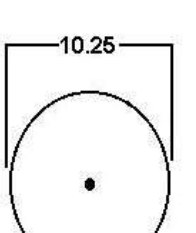
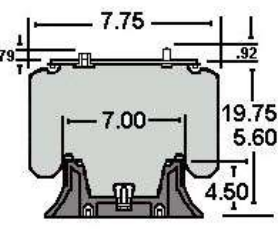
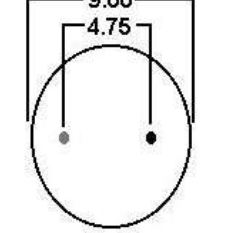
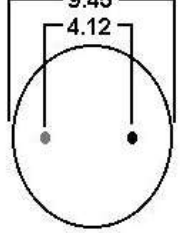
HT-S21477-2	cadre 42"
HT-S21477-8	cadre 48"
HT-S21477-4	cadre 54"



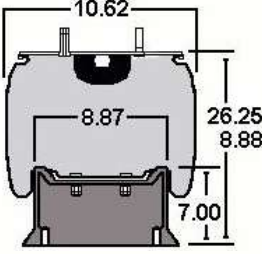
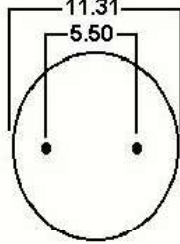
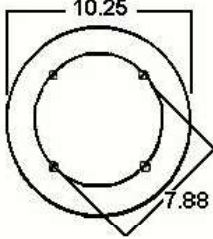
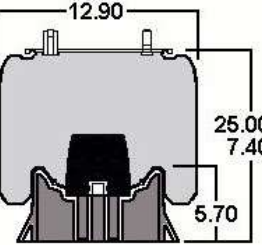
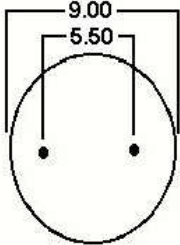
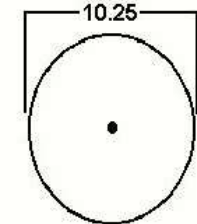
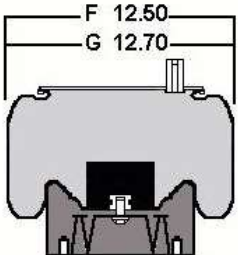
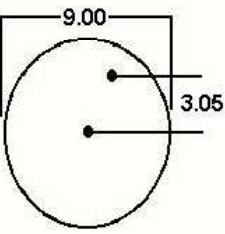
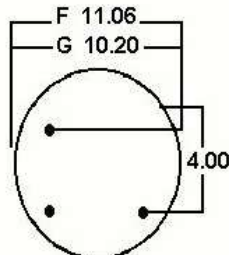
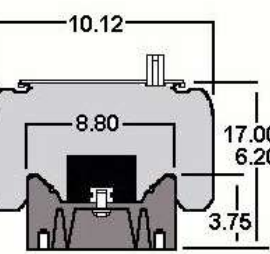
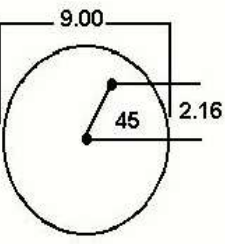
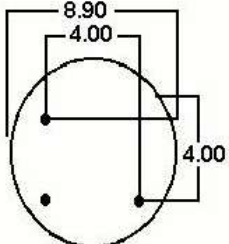
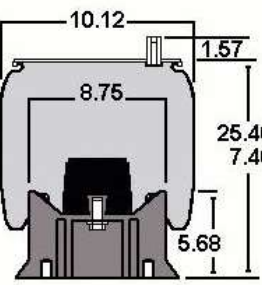
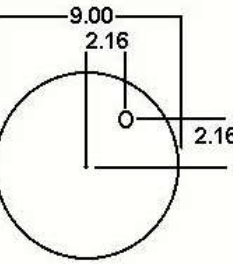
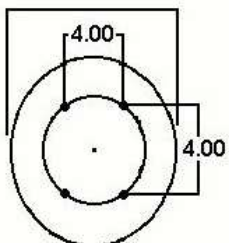
4001-0-437 cadre 48"

4001-0-438 cadre 48"

SUSPENSIONS - BALLONS


NO. FIRESTONE	DIMENSION HORS-TOUT	DESSUS	BASE	NO. CONCURRENTS
FS-8050				Load Guard SC2052 Navistar 1685174C-1 Turner B4771 36514-013 Goodyear 1R14-039
FS-8709				Hendrickson S21800 (Intraax AA230) 8/97-up) Replaces W01-358-8751 (Approx. 6/98) 9525/NAD-26906 Order No. WC1-358-1690
FS-8710				Hendrickson S22045 (HK230) Approximate availability 1-98 replaces W01-358-8755
FS-8713				Hand Trailer S22949 (Van Traax) used 9525 piston wbumper spacer
FS-8852				Peterbilt 03-07887
FS-9043				Mack 57QL1115

SUSPENSIONS - BALLONS

NO. FIRESTONE	DIMENSION HORS-TOUT	DESSUS	BASE	NO. CONCURRENTS
FS-9122				Load Guard SC2041 Navistar 554772C1 90557020 Neway 90557076 90557077 Reyco 12883-02 Ridewell S-3053-C Tuner 36514-8
FS-9243				Neway 90557112
FS-9265				Turner C20124 Goodyear 1R12-249
FS-9270				Turner C20010
FS-9580				Hendrickson S-20127 HT-250U (9-006) HT-250U-Y (9Y-006) replaces W01-358-9292 (1T15V-11) S-20414

SUSPENSION


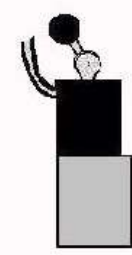
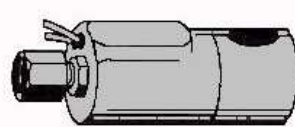
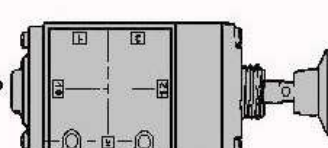
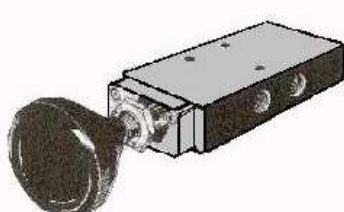

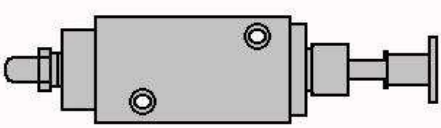
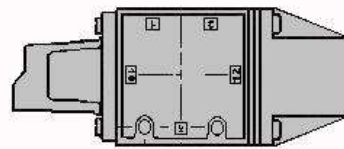

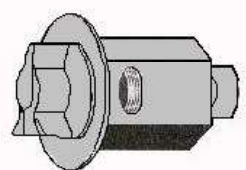
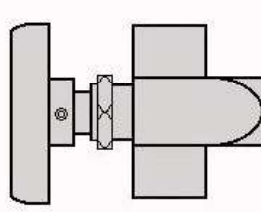

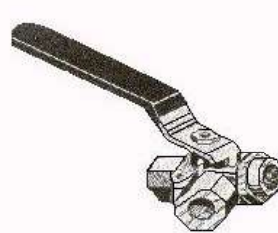
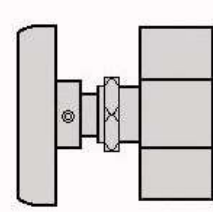
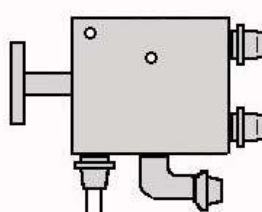
AMORTISSEURS



NO. PIÈCES	CATÉGORIE	LONGUEUR COMPRESSÉE (Dim. A)	LONGUEUR ÉTIRÉE (Dim. B)	COURSE	INTERCHANGE
GB-83124	GABRIEL	13.75"	21.65"	7.90"	(43-4-239)
GB-83125	GABRIEL	17.13"	28.12"	10.99"	(MO-66898) (43-4-241)
GB-83128	GABRIEL	11.51"	16.87"	5.36"	(HT-S20001) (43-4-242)
GB-83130	GABRIEL	12.01"	17.99"	5.98"	(MO-66634) (43-4-244)
GB-83203	GABRIEL	11.36"	17.10"	5.74"	(MO-66893) (43-8-013)
GB-83204	GABRIEL	12.86"	20.14"	7.28"	(MO-66636) (43-4-236)
GB-85051	GABRIEL	12.50"	18.25"	5.75"	(MO-66610) (43-4-235)
GB-85058	GABRIEL	14.22"	22.63"	8.41"	
HT-S20001	HENDRICKSON	11.59"	16.67"	5.38"	(GB-83128) (43-4-242)
HT-S20002	HENDRICKSON	11.60"	17.51"	5.91"	(GB-85000) (43-6-118)
HT-S20126	HENDRICKSON	11.71"	17.49"	5.78"	(GB-85323) (MO-65416)
HT-S21292	HENDRICKSON	9.47"	13.25"	3.78"	(GB-85052) (43-6-373)
HT-S23566	HENDRICKSON	11.60"	17.51"	5.91"	
HT-S23651	HENDRICKSON	9.97"	14.50"	4.53"	(GB-85045)
HT-S24088	HENDRICKSON	11.50"	16.99"	5.49"	
MO-65493	MONROE				
MO-66638	MONROE	16.50"	26.37"	9.87"	(GB-83302)
MO-66710	MONROE	17.87"	29.25"	11.38"	(43-8-002)
43-8-003	GÉNÉRIQUE	15.59"	25.37"	9.84"	(MO-65409) (GB-85003)
43-8-004	GÉNÉRIQUE	11.46"	17.22"	5.76"	(MO-66893) (GB-85000)
43-8-005	GÉNÉRIQUE	9.47"	13.25"	3.78"	(MO-65510) (GB-85052)
43-8-013	GÉNÉRIQUE	11.37"	17.10"	5.74"	(GB-83203)
43-8-015	GÉNÉRIQUE	17.11"	28.12"	11.01"	(MO-66884) (GB-83125)
43-8-017	GÉNÉRIQUE	15.08"	24.86"	9.78"	(MO-6913)
43-8-024	GÉNÉRIQUE	11.56"	17.35"	5.79"	(MO-65416) (GB-85323)
43-8-028	GÉNÉRIQUE	11.49"	16.87"	5.38"	(MO-66608) (GB-83128)
43-8-031	GÉNÉRIQUE	13.09"	20.50"	7.41"	(MO-66636) (GB-85029)
43-8-050	GÉNÉRIQUE	14.24"	22.48"	8.24"	(MO-65503) (GB-85919)
43-8-052	GÉNÉRIQUE	15.22"	24.75"	9.53"	(MO-65130) (GB-85061)
43-8-064	GÉNÉRIQUE	14.48"	22.78"	8.30"	(MO-65490) (GB-85724)
43-8-100	GÉNÉRIQUE				(HT-S29895)

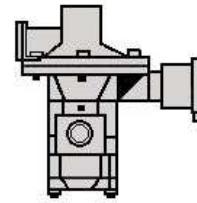
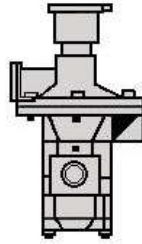
SUSPENSION

SOUPAPE DE CONTROLE

 <p>Contrôle manuel & électrique</p>	 <p>Contrôle manuel & électrique</p>	<p>BOBINE ÉLECTRIQUE</p> 
<p>43-10-016 NORGREN</p>	<p>43-10-008 HUMPHREY</p>	<p>43-4-065</p>
 <p>entrée 1/8P portes 3/8 P</p>		 <p>entrée 1/8P portes 1/4P</p>
<p>43-10-017 NORGREN Contrôle manuel</p>	<p>43-10-019 MANAC Contrôle manuel</p>	<p>43-10-024 NORGREN Contrôle manuel</p>
 <p>Contrôle manuel</p>	 <p>Contrôle à auto-relâche</p>	 <p>Contrôle à auto-relâche</p>
<p>43-6-148 HENDRICKSON</p>	<p>43-10-018 NORGREN</p>	<p>43-10-021 MANAC</p>
	<p>SOUPAPE À ROTULE 3 PORTES</p>  <p>Système anti-vidage de suspension</p>	 <p>SEALCO</p>
<p>43-4-067 NEWAY Contrôle manuel</p>	<p>43-6-535 HENDRICKSON Contrôle manuel</p>	<p>SL-110555 Alimentation 1/4on Sortie 1/4</p>
<p>SOUPAPE À ROTULE 3 PORTES</p>  <p>Vidage de suspension</p>	<p>SOUPAPE À ROTULE 2 PORTES</p> 	<p>RETRACTEUR TIGES DE VERROUILLAGE</p>  <p>Chariot de suspension</p>
<p>43-6-116 Contrôle manuel</p>	<p>43-6-548 HENDRICKSON</p>	<p>43-6-223 HENDRICKSON</p>

SUSPENSION

SOUPAPE DE CONTROLÉ



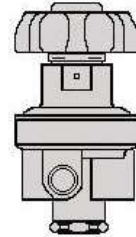
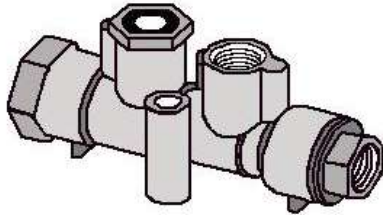
43-4-066 NEWAY Pilote N.O.

418-6-017 NEWAY Pilote N.O.

418-6-018 NEWAY Pilote N.F.

RÉGULATEUR MINIATURE

RÉGULATEUR DE PRESSION



SL-110587 Pilote

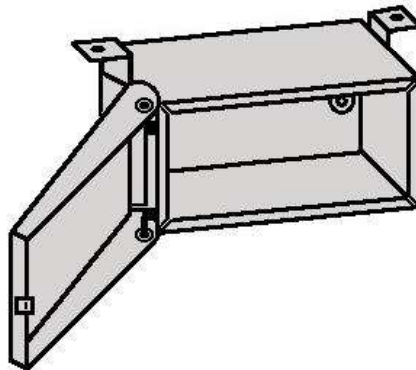
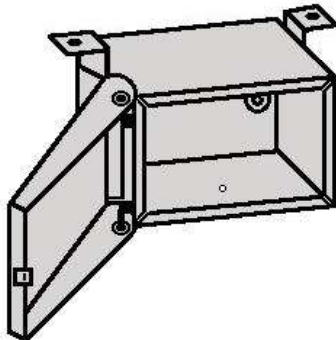
43-5-086

43-6-098

BOÎTE DE CONTRÔLE VIDE

BOÎTE DE CONTRÔLE VIDE

RÉGULATEUR DE PRESSION



43-10-009

43-10-010

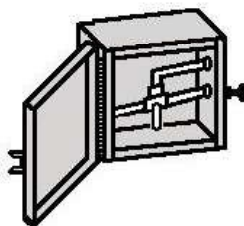
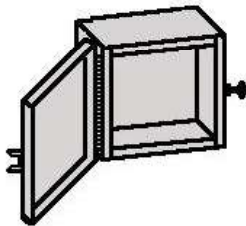
43-10-007

418-1-120 PARKER / NORGREN

BOÎTE DE CONTRÔLE VIDE

BOÎTE DE CONTRÔLE

JAUGE À GLYCÉRINE



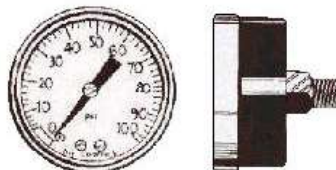
43-10-004 8 x 6 x 4

43-10-004L 12 x 12 x 8

43-10-023

JAUGE À PRESSION

JAUGE À PRESSION



Prise dessous 2-1/2"

Prise arrière 2-1/2"

43-4-068 sec

43-4-038 sec

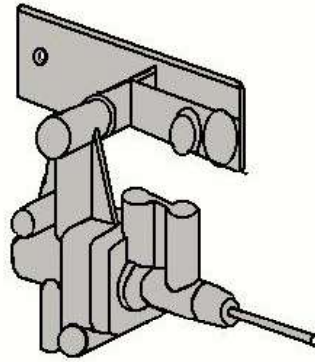
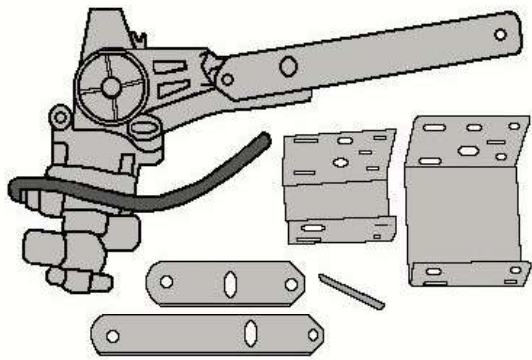
43-6-005 avec glycérine

43-6-005B avec glycérine


43-10-273 système de balance

SUSPENSION

SOUPAPE NIVELLEMENT



ARTICULATIONS



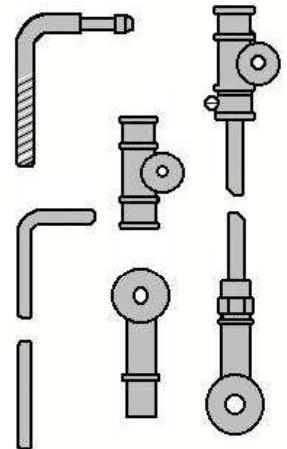
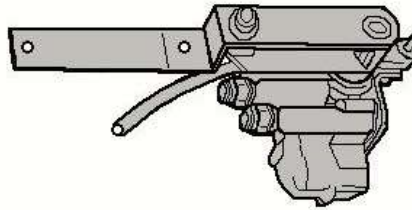
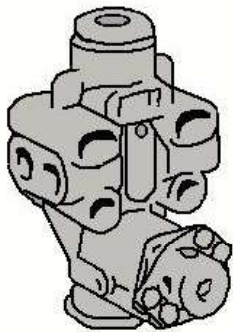
43-10-044 HADLEY



43-6-070 HADLEY

43-10-045 HADLEY

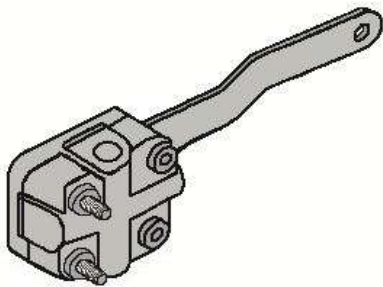
43-4-070 HALDEX



43-4-080 HALDEX

43-4-069 HALDEX

43-4-082 HALDEX



43-6-069

HENDRICKSON